

# Nevada Health Response

## COVID-19 PANDEMIC


### Daily Situation Report

May 9, 2020

CLEARED FOR PUBLIC DISTRIBUTION



**NEVADA**  
HEALTH  
RESPONSE



*In coordination with the Office of Governor Steve Sisolak*

# COVID-19 NEVADA STATISTICAL DATA May 9, 2020

\* CLEARED FOR PUBLIC DISTRIBUTION \*

## COVID-19 BY THE NUMBERS - NEVADA

68,366

Tests Performed

56,111

People Tested

50,083

Negative

6,028

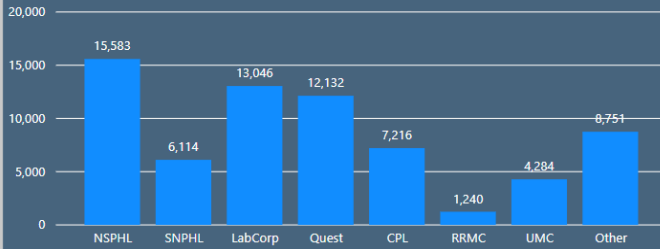
Positive

306

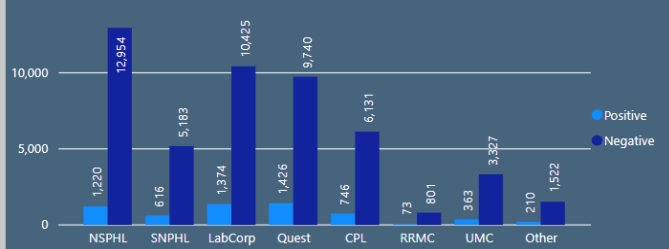
Deaths Statewide

Note: a single individual may receive multiple tests.

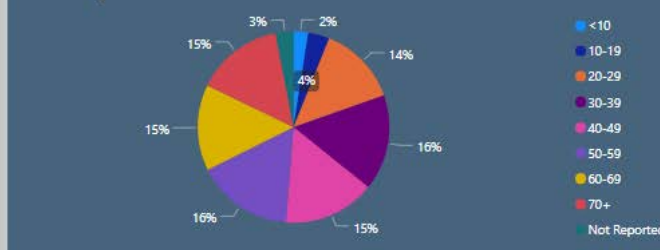
Tests Performed by Testing Location



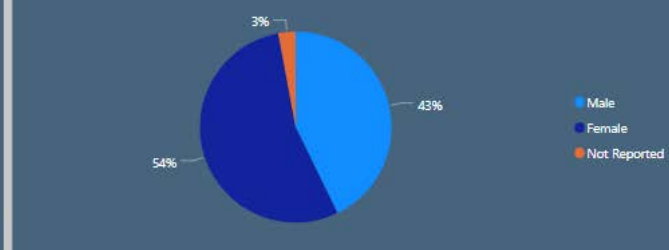
Results for Unique People Tested by Testing Location



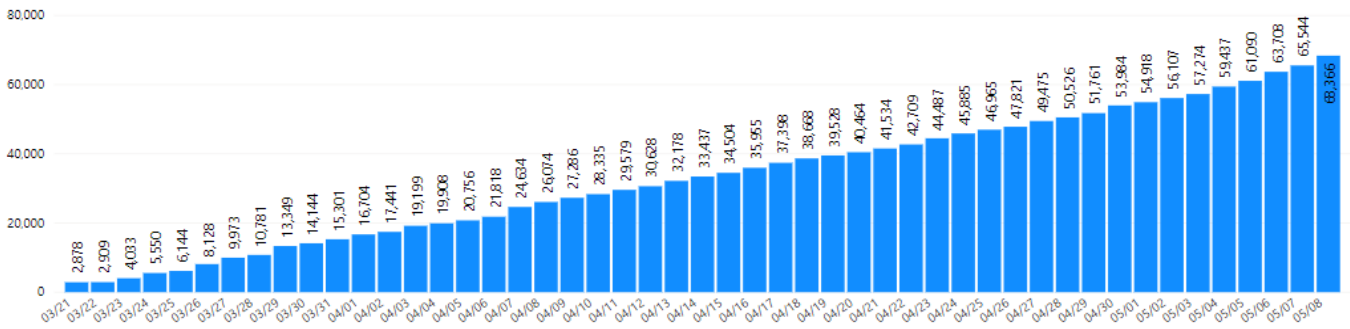
Patient Age



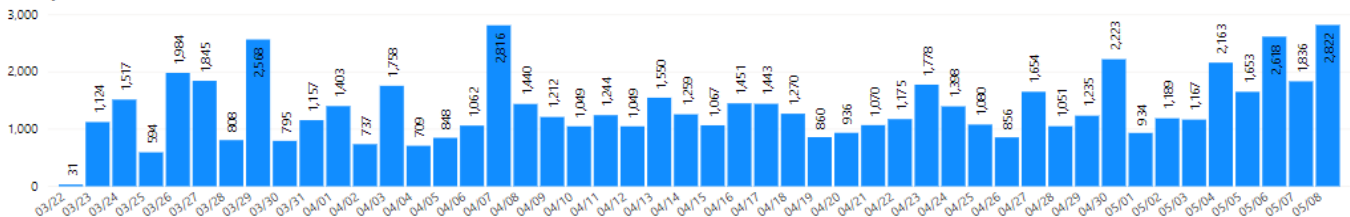
Patient Gender



Cumulative Tests Performed



Daily New Tests



# COVID-19 NEVADA STATISTICAL DATA

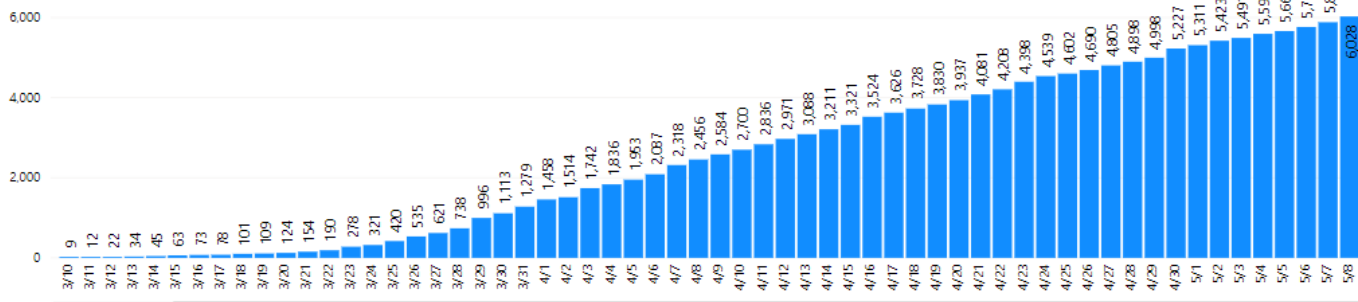
May 8, 2020

\* CLEARED FOR PUBLIC DISTRIBUTION \*

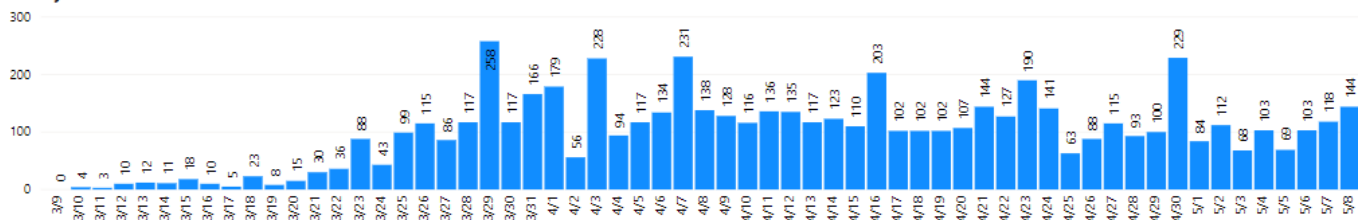
## COVID-19 BY THE NUMBERS - NEVADA

### Cumulative Cases

To see most recent data use the scroll bars under each bar chart to scroll to the right.

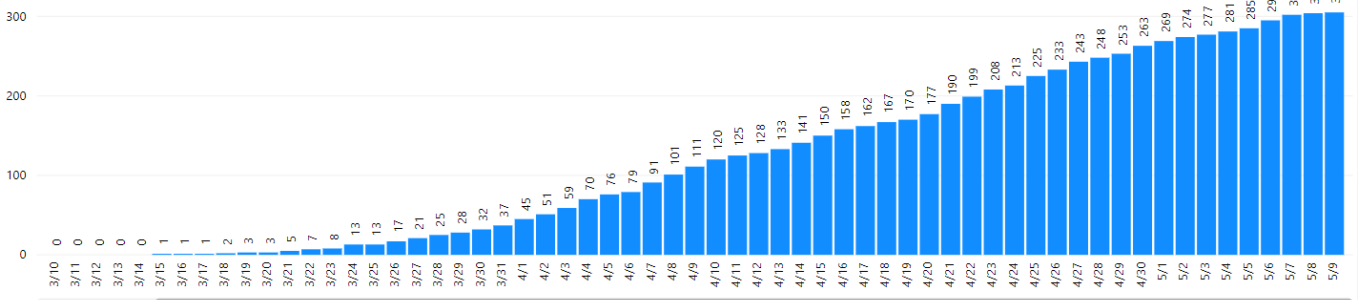


### Daily New Cases

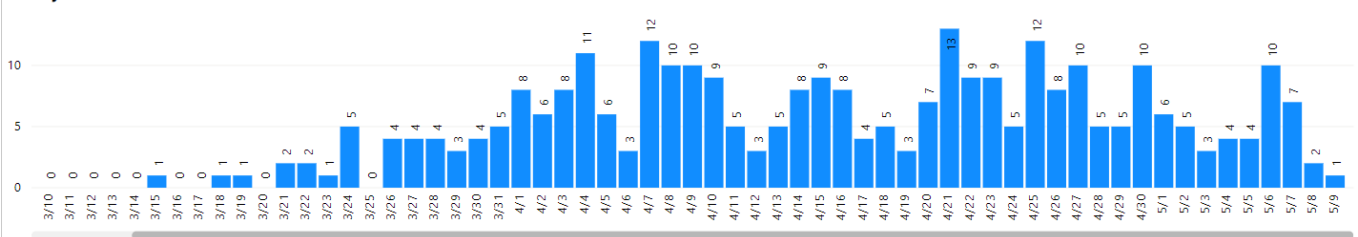


### Cumulative Deaths

To see most recent data use the scroll bars under each bar chart to scroll to the right.



### Daily Deaths



# COVID-19 NEVADA STATISTICAL DATA

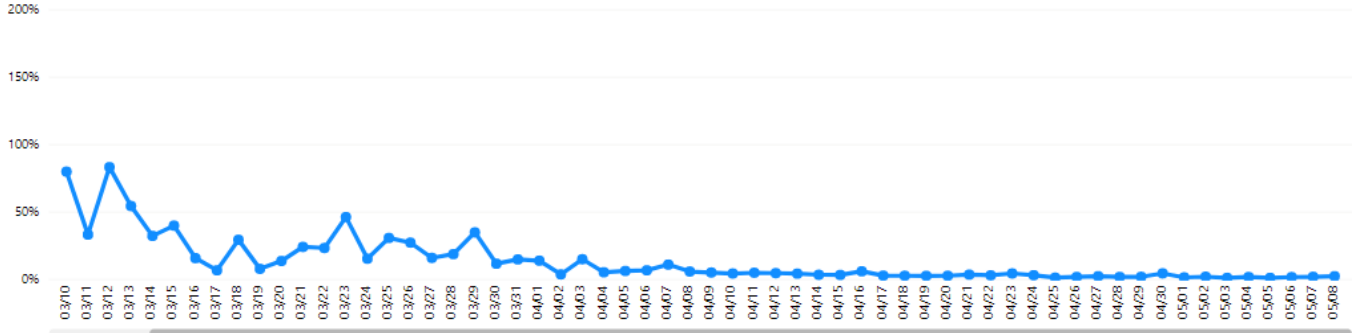
May 8, 2020

\* CLEARED FOR PUBLIC DISTRIBUTION \*

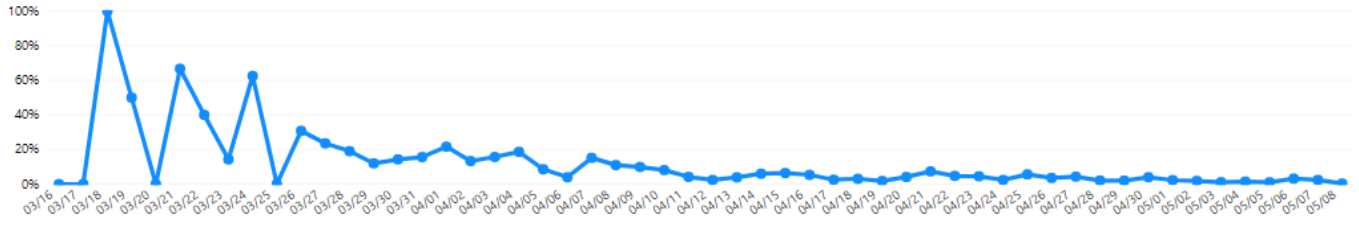
## COVID-19 BY THE NUMBERS - NEVADA

### Daily Growth Rate, New Cases

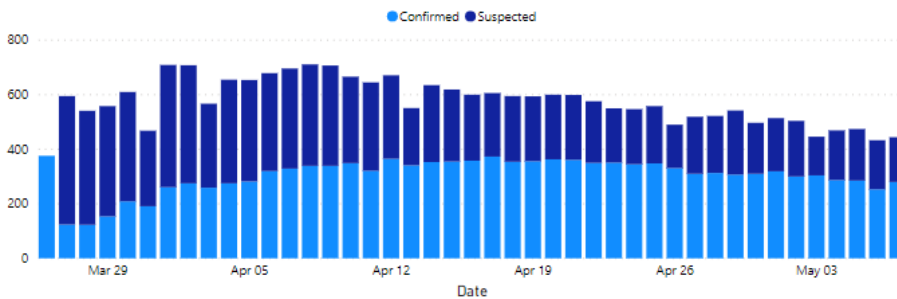
To see most recent data use the scroll bars under each line chart to scroll to the right.



### Daily Growth Rate, Deaths



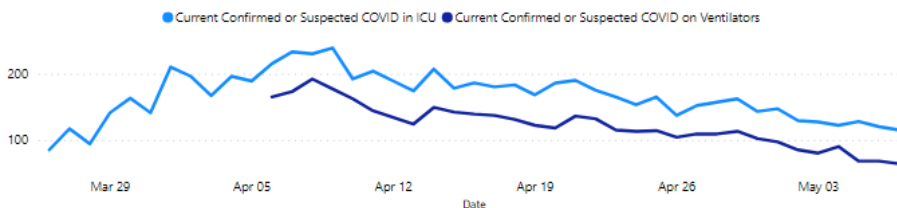
### Confirmed and Suspected COVID-19 Hospitalizations by Date



### Percent Change in Hospitalizations

Date	Confirmed	Confirmed + Suspected
5/7/2020	10.67%	2.5%
5/6/2020	-11.23%	-8.6%
5/5/2020	-0.70%	1.1%
5/4/2020	-5.59%	5.2%
5/3/2020	1.33%	-11.5%
5/2/2020	-5.96%	-1.9%
5/1/2020	3.00%	3.0%
4/30/2020	1.00%	-8.0%
4/29/2020	-2.00%	4.0%
4/28/2020	1.00%	1.0%
4/27/2020	-6.34%	5.9%
4/26/2020	-4.89%	-12.2%
4/25/2020	0.87%	2.0%
4/24/2020	-1.71%	-0.5%
4/23/2020	0.29%	-4.5%
4/22/2020	-3.05%	-3.8%
4/21/2020	-0.55%	-0.2%
4/20/2020	1.97%	1.0%
4/19/2020	0.56%	-0.2%
4/18/2020	-5.09%	-1.8%
4/17/2020	4.19%	1.0%
4/16/2020	0.85%	-3.1%
4/15/2020	0.57%	-2.5%
4/14/2020	3.52%	15.2%
4/13/2020	-6.58%	-17.9%
4/12/2020	13.71%	4.0%
4/11/2020	-8.02%	-3.2%

### Confirmed and Suspected COVID-19 Intensive Care Unit (ICU) and Ventilator Use by Date



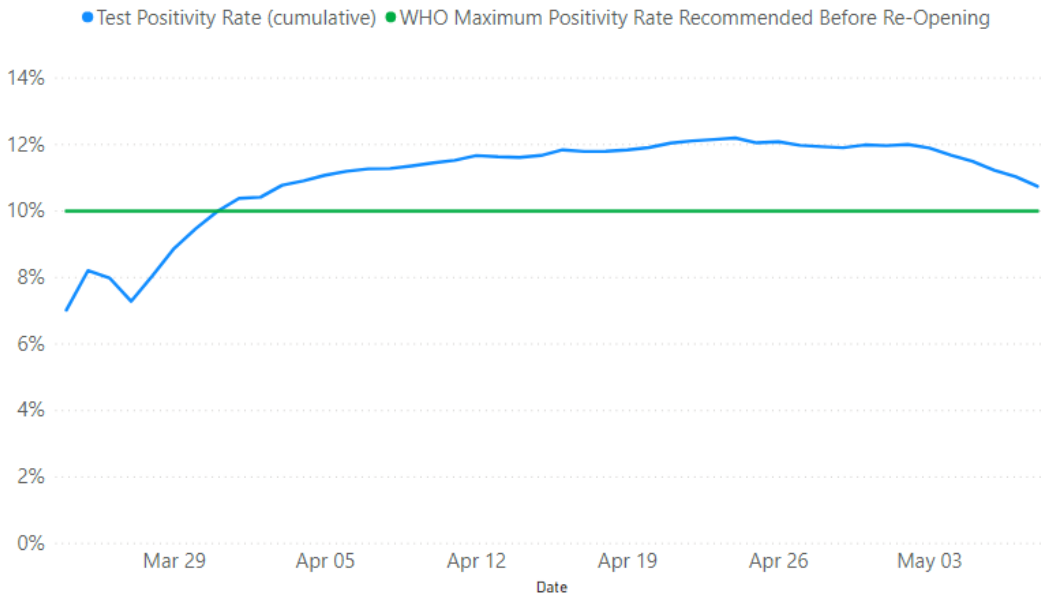
Hospitalization data are provided by the Nevada Hospital Association.

# COVID-19 NEVADA STATISTICAL DATA May 8, 2020

\* CLEARED FOR PUBLIC DISTRIBUTION \*

## COVID-19 BY THE NUMBERS - NEVADA

Test Positivity Rate (cumulative) and WHO Maximum Positivity Rate Recommended Before Re-Opening by Date



Percent Change

Date	Test Positivity	Percent Change
05/08		-2.6%
05/07		-1.8%
05/06		-2.3%
05/05		-1.6%
05/04		-1.8%
05/03		-0.9%
05/02		0.3%
05/01		-0.2%
04/30		0.7%
04/29		-0.3%
04/28		-0.3%
04/27		-0.9%
04/26		0.3%
04/25		-1.2%
04/24		0.4%
04/23		0.3%
04/22		0.6%
04/21		1.1%
04/20		0.6%
04/19		0.4%
04/18		0.1%
04/17		-0.4%
04/16		1.4%
04/15		0.5%
04/14		-0.2%
04/13		-0.3%
04/12		1.3%

### Technical Notes

Lab data are reported electronically into the State's electronic laboratory reporting system, NBS (National Electronic Disease Surveillance Based System). Some labs are not reporting all demographic information. The quality and completeness of demographic information will be improved over time.

Daily lab data are updated each morning for the previous day.

Counts may be artificially low Saturday - Monday due to limited weekend reporting.

Death data are updated as deaths are reported, with most updates occurring in the afternoons.

As of 4/8/2020 cumulative daily death counts are displayed by date of death, rather than the date that the death was reported to the state. The total count for statewide deaths on the first tab may not equal the sum of the cumulative daily death counts because of cases where exact date of death is unknown or pending report.

As of 5/9/2020 daily new cases, daily new deaths, growth rates, hospitalizations, and test positivity rates are now available. New cases are attributed to the date they are reported. Deaths are attributed to the date of death, and counts may change retroactively as deaths are reported.

Growth rates represent the amount by which cases/deaths grow over time. The growth rate of COVID-19 may change over time due to actual changes in the growth or for reasons such as implementation of new testing strategies, changes to control measures that are in place, among other reasons. Growth rates are calculated as the difference between the total cumulative number of cases/deaths today from the previous day, divided by the cumulative number of cases/deaths the previous day.

The DHHS Office of Analytics, in conjunction with the Office of Public Health Investigations and Epidemiology and the Bureau of Health Care Quality and Compliance, both within the Division of Public and Behavioral Health, also maintain a facility-specific COVID-19 dashboard, available here: [Facilities Dashboard](#).

## WHAT NEVADANS CAN DO TO HELP

# STAY SAFE to STAY OPEN

### WEAR A FACE COVER

Don't let your guard down. While in public, remember to wear a face cover to protect you and others around you.

### PRACTICE SOCIAL DISTANCE

While you wait for your restaurant reservation, or salon appointment, maintain 6 feet distance between you and others.

### STAY HOME

There is no place like home! Continue to #StayHomeforNevada as much as possible to continue decreasing the spread of the virus.



### EATERIES AND CAFES



## NEVADA UNITED: Roadmap to Recovery

Federally Funded | State Managed | Locally Executed

### RESERVATIONS WHEN PRACTICAL

TABLES 6+ FEET APART  
50% CAPACITY MAX

RESTAURANT SEATING ONLY  
NO BAR AREA SEATING

EMPLOYEES MUST WEAR  
FACE COVERINGS

### STAY SAFE TO STAY OPEN





# NEVADA HERO OF THE DAY

RECOGNIZING THE HEROES AMONG US, WHO ARE WORKING TIRELESSLY TO HELP THEIR FELLOW NEVADANS.

## NEVADA HERO OF THE DAY STACY SMITH

Stacy, CEO of Nye Communities Coalition, which has been assisting people with filing for unemployment and providing warehouse food donations and distribution.



Thank you, Stacy, for making a difference in the lives of so many central Nevadans!



## NEVADA HERO OF THE DAY HETHER HARDY

Hether is the director of nursing at Elko's only skilled nursing facility and has been dedicated to keeping the 91 residents in her care entertained and in contact with loved ones during the pandemic.



Thank you, Hether, for everything you do for the residents of Highland Village!



## NEVADA HERO OF THE DAY TOFA UHATAFE

Tofa volunteers year-round at Three Square and Just Project One, but during the pandemic he has also promoted food access, and delivered prescriptions for the elderly.



Thank you, Tofa, for volunteering to serve your community, during the pandemic, and always!



## NEVADA HERO OF THE DAY DR. JAMES LYNCH

Dr. Lynch, founder of Spine Nevada, worked with Rounds Bakery to feed frontline workers, and donated \$10,000 to Boys and Girls Clubs of Truckee Meadows for diapers, supplies, PPE and non-perishable food.



Thank you, Dr. Lynch, for stepping up and supporting our community in such an active way!



## NEVADA HERO OF THE DAY DEIRDRE CLEMENTE

Deirdre, a history professor at UNR, supports her students by making sure they have the textbooks, food, supplies, and emotional support they need during this time.



Thank you, Deirdre, for ensuring all your students have what they need to be able to learn.



## BATTLE BORN MEDICAL CORPS BY THE NUMBERS



UNCLASSIFIED//FOUO

### Battle Born Medical Corps



Volunteer at  
[ServNV.org](http://ServNV.org)



Total Battle Born  
Medical Corps  
Volunteers  
5/9/2020:

1056

Applied since last  
update:

5

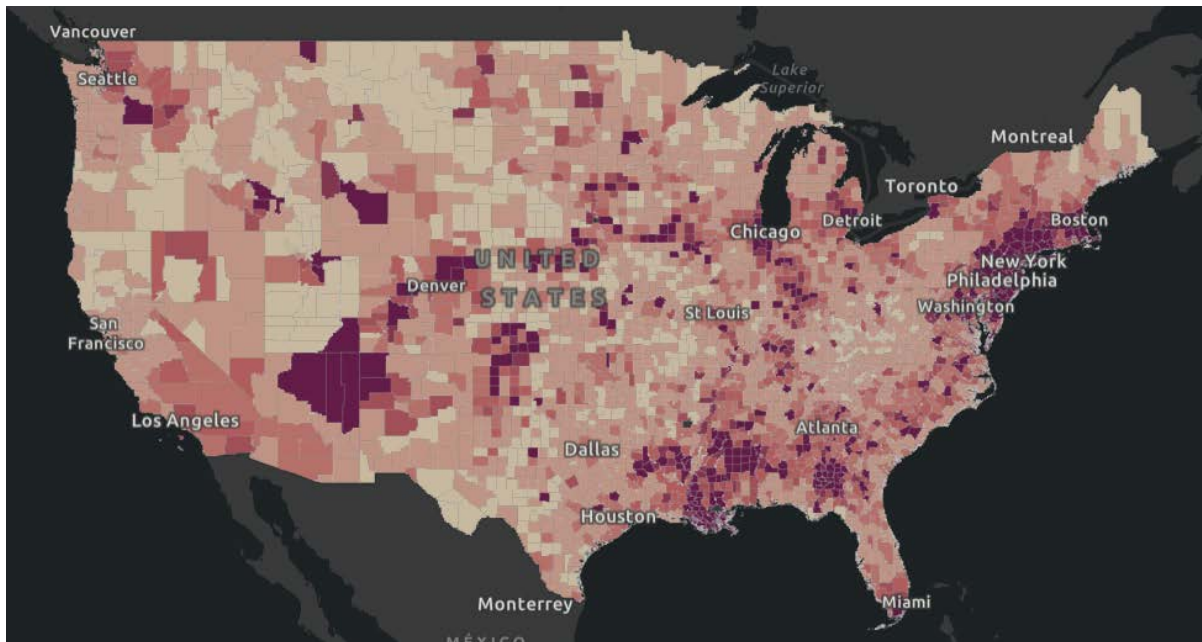
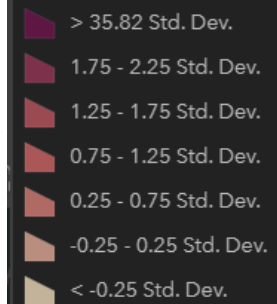
Dr. Southard #

## Current Situation - US



Confirmed By 100,000 Population

Confirmed by 100k Population





# COVID-19 BY THE NUMBERS - WORLDWIDE

## TOTAL CONFIRMED

**3,998,677**

## TOTAL DEATHS

**277,692**

\*Johns Hopkins COVID-19 Resource Center



## U.S. STATE DEPARTMENT

### LEVEL 4 – DO NOT TRAVEL

The Department of State advises U.S. citizens to avoid all international travel due to the global impact of COVID-19. In countries where commercial departure options remain available, U.S. citizens who live in the United States should arrange for immediate return to the United States, unless they are prepared to remain abroad for an indefinite period.

At present the Department of State is making every effort to assist U.S. citizens overseas who wish to return to the United States. As the Covid-19 situation develops, our ability to provide such assistance working with commercial airlines or arranging for evacuation flights may become more limited or even unavailable. In recent weeks, commercial airlines have significantly reduced flight schedules and countries have closed airports and borders with little advance notice. If you wish to return to the United States, you should make arrangements to do so now and contact the nearest U.S. Embassy or Consulate for assistance as needed. There is no guarantee that the Department of State will be able to continue to provide repatriation assistance and transportation options to the United States may be unavailable in the future. If you choose to remain overseas, you should be prepared to remain where you are for the foreseeable future.

U.S. citizens who live abroad should avoid all international travel.

## CENTERS FOR DISEASE CONTROL

### LEVEL 3 – AVOID NONESSENTIAL TRAVEL

- Widespread ongoing transmission of a [respiratory illness caused by the novel coronavirus \(COVID-19\)](#) is occurring globally.
- CDC recommends that travelers avoid all nonessential international travel.
- Older adults and people of any age with serious chronic medical conditions are at increased risk for severe disease.
- There may be limited access to adequate medical care in affected areas.
- US residents may have difficulty returning to the United States.
- Travelers should avoid contact with sick people and wash their hands often with soap and water for at least 20 seconds. If soap and water are not readily available, use an alcohol-based hand sanitizer that contains at least 60% alcohol.
- All international travelers should stay home for 14 days after returning from travel, monitor their health, and practice social distancing.