

Nevada Health Response

COVID-19 PANDEMIC


Daily Situation Report

June 1, 2020

CLEARED FOR PUBLIC DISTRIBUTION



NEVADA
HEALTH
RESPONSE



In coordination with the Office of Governor Steve Sisolak

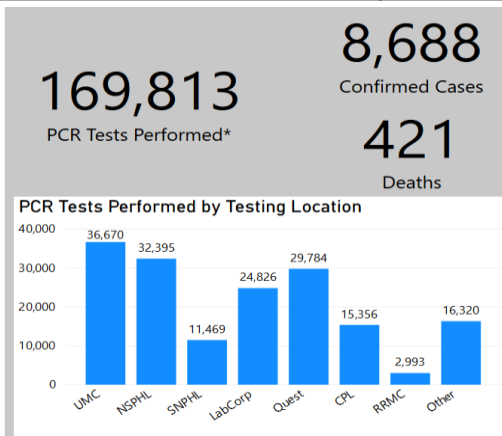
COVID-19 NEVADA STATISTICAL DATA June 1, 2020

CLEARED FOR PUBLIC DISTRIBUTION

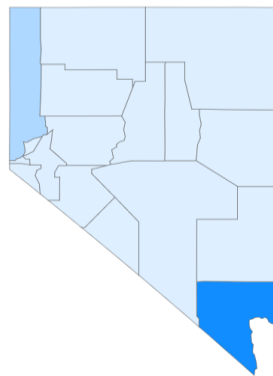
COVID-19 BY THE NUMBERS - NEVADA

STATEWIDE HOSPITAL CAPABILITY STATUS*

% Occupied Licensed & Staffed Beds	% ICU Rooms Occupied	% of Ventilators in Use
66%	65%	24%



PCR Tests, Confirmed Cases and Deaths by County

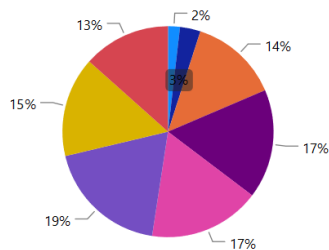


County	PCR Tests	Confirmed Cases	Deaths
Carson City	5,606	98	4
Churchill	1,519	7	1
Clark	120,304	6,719	348
Douglas	780	32	0
Elko	1,606	21	1
Esmeralda	24	0	0
Eureka	33	0	0
Humboldt	1,285	77	4
Lander	505	20	0
Lincoln	57	2	0
Lyon	993	62	1
Mineral	668	4	0
Nye	1,653	63	2
Pershing	187	2	0
Storey	16	1	0
Washoe	27,783	1,577	60
White Pine	617	3	0

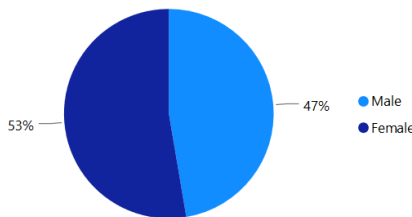
COVID-19 data are reported as timely, accurately, and completely as we have available. Data are updated as we receive information that is more complete and will change over time as we learn more.

Demographics are currently filtered to total people tested (146,688).

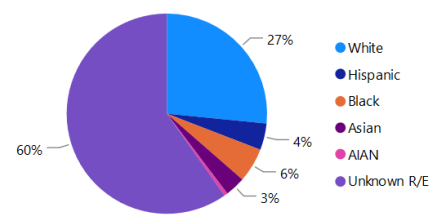
Age



Gender



Race/Ethnicity



Data after 5/31/2020 are not yet available

Technical Notes

Lab data are reported electronically into the State's electronic laboratory reporting system, NBS (National Electronic Disease Surveillance Based System). Some labs are not reporting all demographic information. The quality and completeness of demographic information will be improved over time.

Daily lab data are updated each morning for the previous day.

Counts may be artificially low Saturday - Monday due to limited weekend reporting.

Death data are updated as deaths are reported, with most updates occurring in the afternoons.

As of 4/8/2020 cumulative daily death counts are displayed by date of death, rather than the date that the death was reported to the state. The total count for statewide deaths on the first tab may not equal the sum of the cumulative daily death counts because of cases where exact date of death is unknown or pending report.

As of 5/9/2020 daily new cases, daily new deaths, growth rates, hospitalizations, and test positivity rates are now available. New cases are attributed to the date they are reported. Deaths are attributed to the date of death, and counts may change retroactively as deaths are reported.

Growth rates represent the amount by which cases/deaths grow over time. The growth rate of COVID-19 may change over time due to actual changes in the growth or for reasons such as implementation of new testing strategies, changes to control measures that are in place, among other reasons. Growth rates are calculated as the difference between the total cumulative number of cases/deaths today from the previous day, divided by the cumulative number of cases/deaths the previous day.

The DHHS Office of Analytics, in conjunction with the Office of Public Health Investigations and Epidemiology and the Bureau of Health Care Quality and Compliance, both within the Division of Public and Behavioral Health, also maintain a facility-specific COVID-19 dashboard, available here: [Facilities Dashboard](#).

COVID-19 NEVADA STATISTICAL DATA

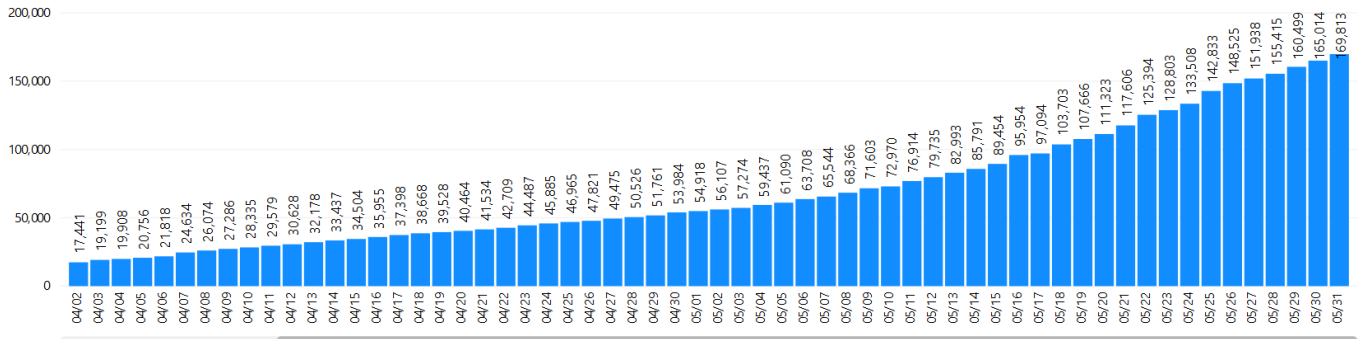
June 1, 2020

CLEARED FOR PUBLIC DISTRIBUTION

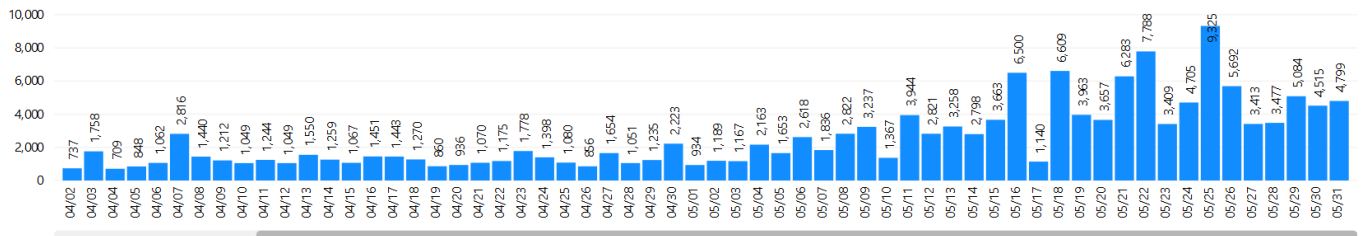
COVID-19 BY THE NUMBERS - NEVADA

Cumulative Tests Performed

To see most recent data use the scroll bars under each bar chart to scroll to the right.

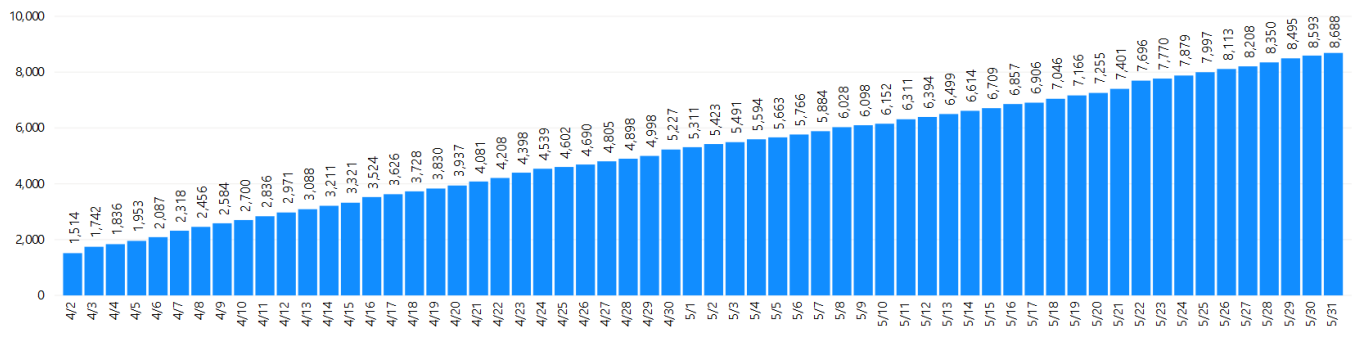


Daily New Tests

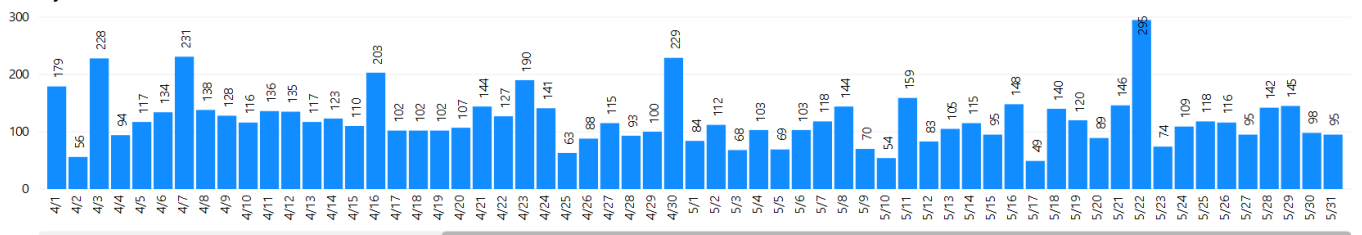


Cumulative Cases

To see most recent data use the scroll bars under each bar chart to scroll to the right.



Daily New Cases



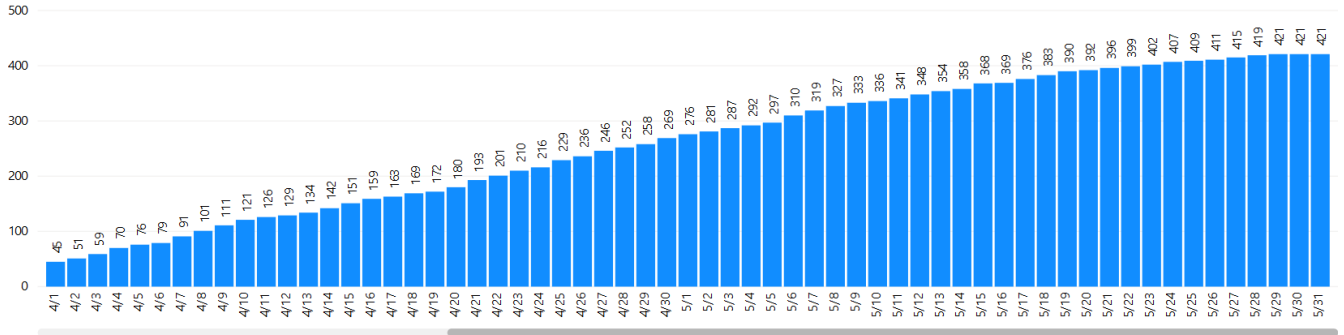
COVID-19 NEVADA STATISTICAL DATA June 1, 2020

CLEARED FOR PUBLIC DISTRIBUTION

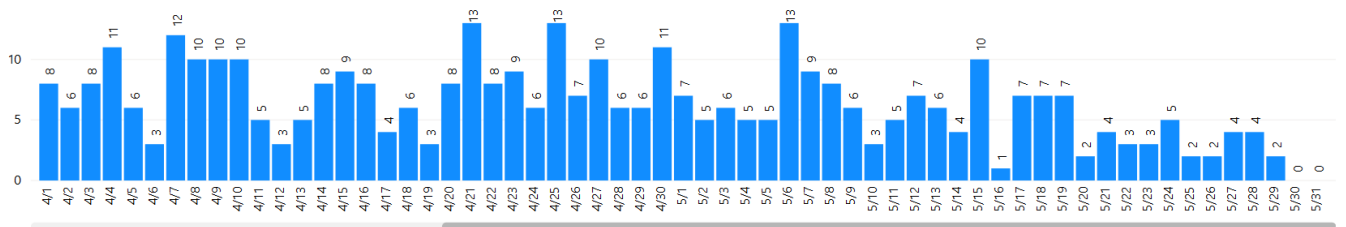
COVID-19 BY THE NUMBERS - NEVADA

Cumulative Deaths

To see most recent data use the scroll bars under each bar chart to scroll to the right.



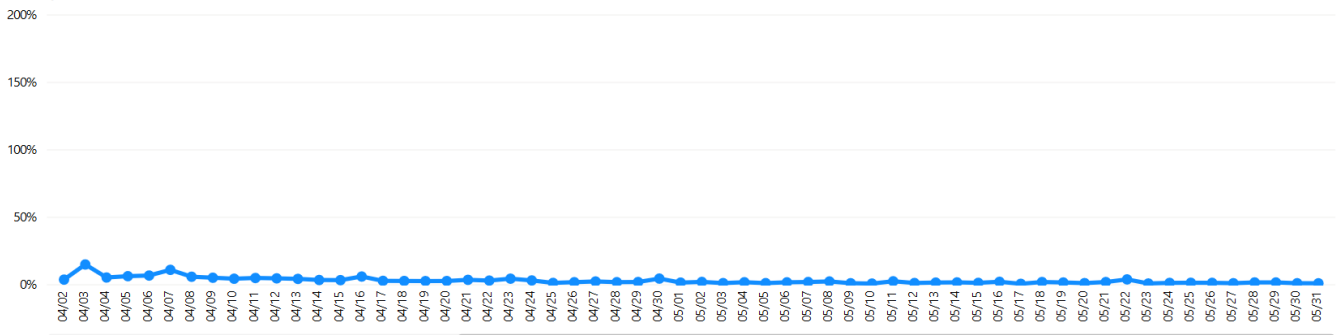
Daily Deaths



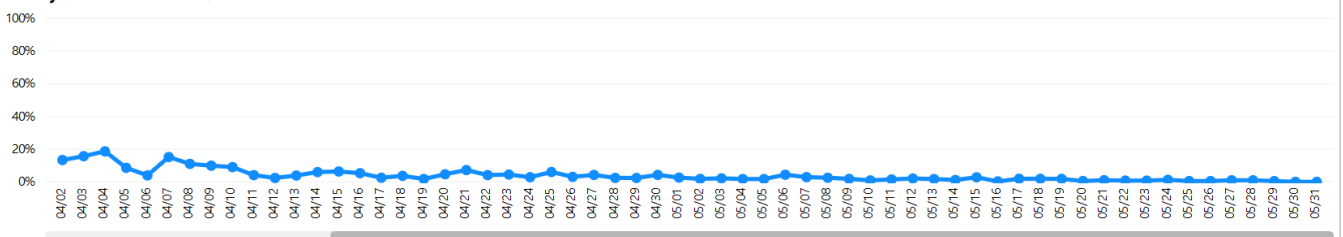
Data after 5/31/2020 are not yet available

Daily Growth Rate, New Cases

To see most recent data use the scroll bars under each line chart to scroll to the right.



Daily Growth Rate, Deaths

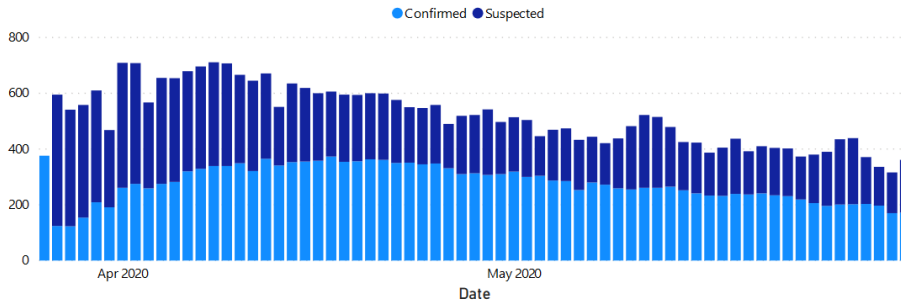


COVID-19 NEVADA STATISTICAL DATA June 1, 2020

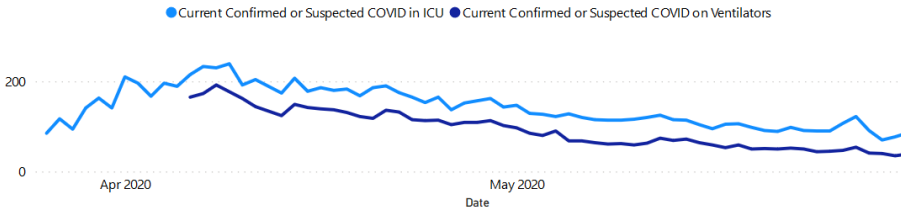
CLEARED FOR PUBLIC DISTRIBUTION

COVID-19 BY THE NUMBERS - NEVADA

Confirmed and Suspected COVID-19 Hospitalizations by Date



Confirmed and Suspected COVID-19 Intensive Care Unit (ICU) and Ventilator Use by Date

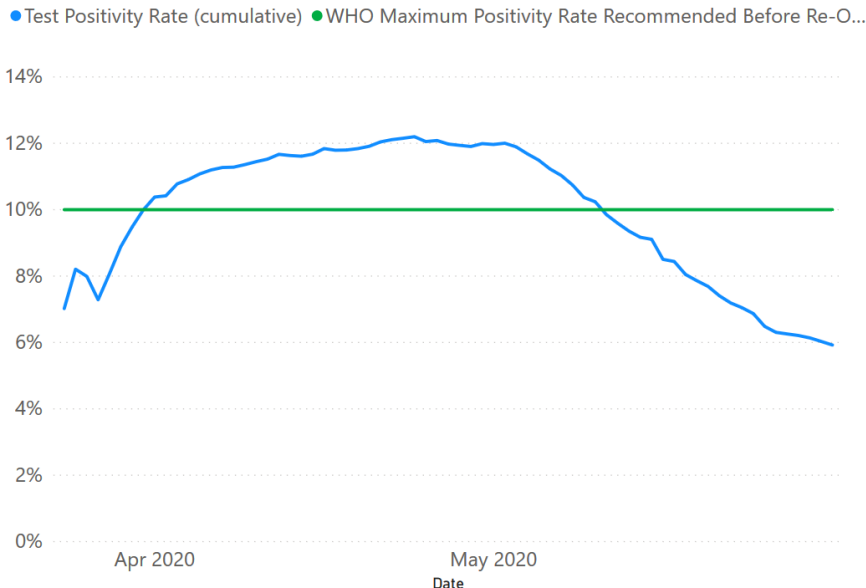


Hospitalization data are provided by the Nevada Hospital Association.

Percent Change in Hospitalizations

Date	Confirmed	Confirmed + Suspected
5/31/2020	1.18%	14.2%
5/30/2020	-13.71%	-6.0%
5/29/2020	-2.96%	-9.4%
5/28/2020	0.50%	-15.5%
5/27/2020	0.50%	0.9%
5/26/2020	2.55%	11.5%
5/25/2020	-4.85%	2.6%
5/24/2020	-5.94%	1.9%
5/23/2020	-5.19%	-7.2%
5/22/2020	-1.28%	-0.5%
5/21/2020	-2.90%	-1.5%
5/20/2020	1.69%	4.6%
5/19/2020	-0.84%	-10.3%
5/18/2020	3.02%	7.9%
5/17/2020	-0.43%	4.7%
5/16/2020	-3.32%	-8.5%
5/15/2020	-4.37%	-0.5%
5/14/2020	-4.91%	-11.3%
5/13/2020	1.53%	-7.0%
5/12/2020	0.00%	-1.3%
5/11/2020	2.35%	8.3%
5/10/2020	-1.54%	10.0%
5/9/2020	-4.78%	4.0%
5/8/2020	-2.86%	-5.2%
5/7/2020	10.67%	2.5%
5/6/2020	-11.23%	-8.6%

Test Positivity Rate (cumulative) and WHO Maximum Positivity Rate Recommended Before Re-Opening by Date



Percent Change

Date	Test Positivity Rate (cumulative)	Test Positivity Percent Change
05/31	5.9%	-1.8%
05/30	6.0%	-1.7%
05/29	6.1%	-1.2%
05/28	6.2%	-0.7%
05/27	6.3%	-0.8%
05/26	6.3%	-2.8%
05/25	6.5%	-5.6%
05/24	6.9%	-2.5%
05/23	7.0%	-2.0%
05/22	7.2%	-2.9%
05/21	7.4%	-3.7%
05/20	7.7%	-2.2%
05/19	7.9%	-2.3%
05/18	8.0%	-4.6%
05/17	8.4%	-0.8%
05/16	8.5%	-6.6%
05/15	9.1%	-0.7%
05/14	9.2%	-2.0%
05/13	9.4%	-2.5%
05/12	9.6%	-2.6%
05/11	9.8%	-3.8%
05/10	10.2%	-1.3%
05/09	10.4%	-3.5%
05/08	10.7%	-2.6%
05/07	11.0%	-1.8%
05/06	11.2%	-2.3%
05/05	11.5%	-1.6%

NEVADA HERO OF THE DAY

RECOGNIZING THE HEROES AMONG US, WHO ARE WORKING TIRELESSLY TO HELP THEIR FELLOW NEVADANS

NEVADA HERO OF THE DAY JEFF, KIM AND KALEN

Jeff Jaech, Kalen Beck and Kim Johnson, Nevada state interpreters for the deaf and hard of hearing, have worked diligently to inform Nevadans with the most up-to-date information on the COVID-19 pandemic.



NEVADA
HEALTH
RESPONSE



Thank you, Jeff, Kim and Kalen, for all you do communicating to Nevada's deaf and hard of hearing.

COVID-19 BY THE NUMBERS – USA

Confirmed cases
1,790,989
(Yesterday: +20,007)

Deaths
104,394
(Yesterday: +605)

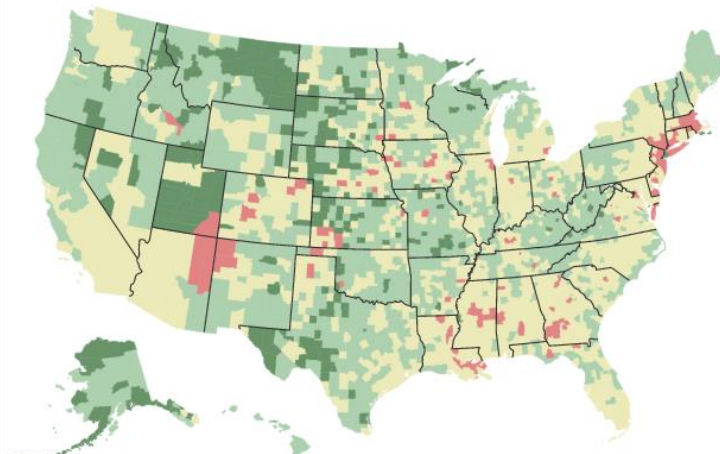
Deaths per capita

Cases per capita

There are currently 1,790,989 cases confirmed in the US. With an estimated population of 322m, that equals to about 555 cases per 100,000 Americans.²

Number of confirmed cases per 100,000 Americans

- Fewer than 50
- At least 50 per 100k
- At least 150 per 100k
- At least 250 per 100k



COVID-19 BY THE NUMBERS - WORLDWIDE

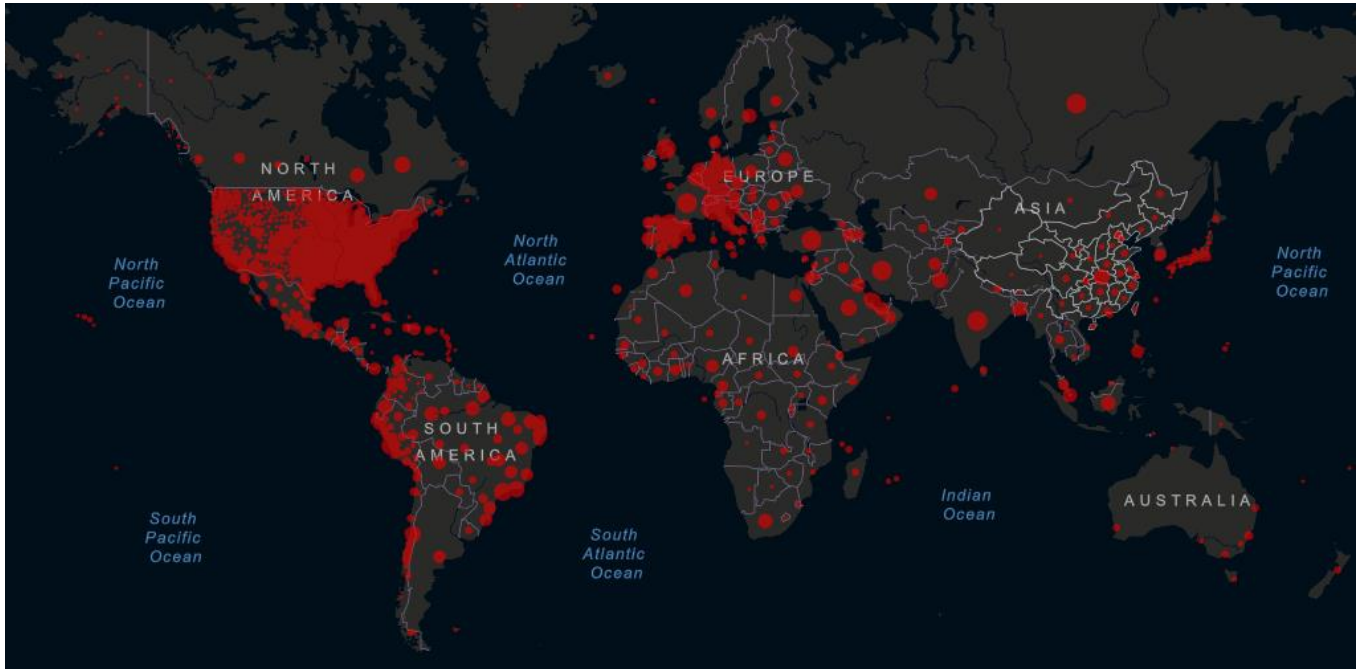
TOTAL CONFIRMED

6,217,949

TOTAL DEATHS

373,032

*Johns Hopkins COVID-19 Resource Center



U.S. STATE DEPARTMENT

LEVEL 4 – DO NOT TRAVEL

The Department of State advises U.S. citizens to avoid all international travel due to the global impact of COVID-19. In countries where commercial departure options remain available, U.S. citizens who live in the United States should arrange for immediate return to the United States, unless they are prepared to remain abroad for an indefinite period.

At present the Department of State is making every effort to assist U.S. citizens overseas who wish to return to the United States. As the Covid-19 situation develops, our ability to provide such assistance working with commercial airlines or arranging for evacuation flights may become more limited or even unavailable. In recent weeks, commercial airlines have significantly reduced flight schedules and countries have closed airports and borders with little advance notice. If you wish to return to the United States, you should make arrangements to do so now and contact the nearest U.S. Embassy or Consulate for assistance as needed. There is no guarantee that the Department of State will be able to continue to provide repatriation assistance and transportation options to the United States may be unavailable in the future. If you choose to remain overseas, you should be prepared to remain where you are for the foreseeable future. U.S. citizens who live abroad should avoid all international travel.

CENTERS FOR DISEASE CONTROL

LEVEL 3 – AVOID NONESSENTIAL TRAVEL

- Widespread ongoing transmission of a [respiratory illness caused by the novel coronavirus \(COVID-19\)](#) is occurring globally.
- **CDC recommends that travelers avoid all nonessential international travel.**
- Older adults and people of any age with serious chronic medical conditions are at increased risk for severe disease.
- There may be limited access to adequate medical care in affected areas.
- US residents may have difficulty returning to the United States.
- Travelers should avoid contact with sick people and wash their hands often with soap and water for at least 20 seconds. If soap and water are not readily available, use an alcohol-based hand sanitizer that contains at least 60% alcohol.
- All international travelers should stay home for 14 days after returning from travel, monitor their health, and practice social distancing.

*U.S. State Department

*Centers for Disease Control and Prevention