

# Nevada Health Response

## COVID-19 PANDEMIC


### Daily Situation Report

May 21, 2020

CLEARED FOR PUBLIC DISTRIBUTION



**NEVADA**  
HEALTH  
RESPONSE



*In coordination with the Office of Governor Steve Sisolak*

# COVID-19 NEVADA STATISTICAL DATA May 21, 2020

\*CLEARED FOR PUBLIC DISTRIBUTION\*

## COVID-19 BY THE NUMBERS - NEVADA

### STATEWIDE HOSPITAL CAPABILITY STATUS\*

% Occupied Licensed & Staffed Beds	% ICU Rooms Occupied	% of Ventilators in Use
68%	69%	24%

111,323

PCR Tests Performed\*

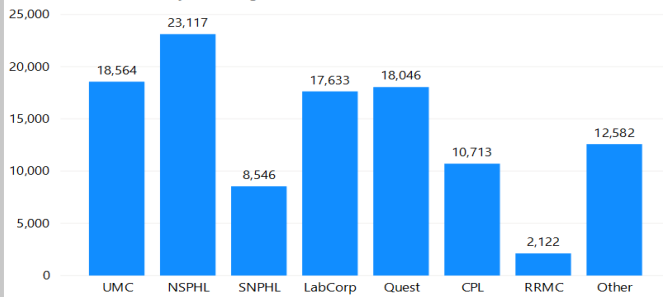
7,255

Confirmed Cases

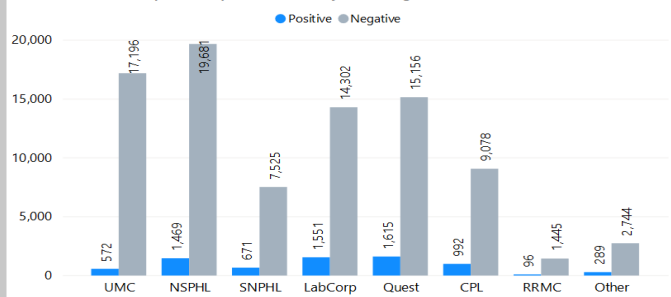
381

Deaths Statewide

Tests Performed by Testing Location

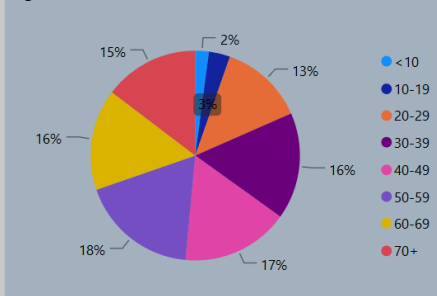


Results for Unique People Tested by Testing Location

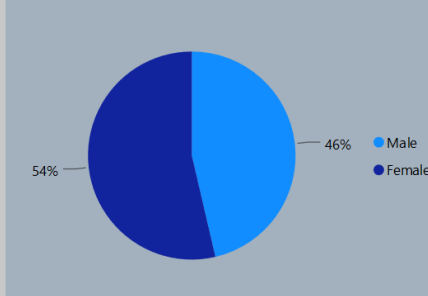


Demographics are currently filtered to total people tested (94,382).

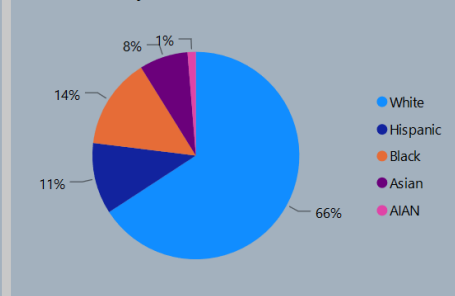
Age



Gender



Race/Ethnicity



### Technical Notes

Lab data are reported electronically into the State's electronic laboratory reporting system, NBS (National Electronic Disease Surveillance Based System). Some labs are not reporting all demographic information. The quality and completeness of demographic information will be improved over time.

Daily lab data are updated each morning for the previous day.

Counts may be artificially low Saturday - Monday due to limited weekend reporting.

Death data are updated as deaths are reported, with most updates occurring in the afternoons.

As of 4/8/2020 cumulative daily death counts are displayed by date of death, rather than the date that the death was reported to the state. The total count for statewide deaths on the first tab may not equal the sum of the cumulative daily death counts because of cases where exact date of death is unknown or pending report.

As of 5/9/2020 daily new cases, daily new deaths, growth rates, hospitalizations, and test positivity rates are now available. New cases are attributed to the date they are reported. Deaths are attributed to the date of death, and counts may change retroactively as deaths are reported.

Growth rates represent the amount by which cases/deaths grow over time. The growth rate of COVID-19 may change over time due to actual changes in the growth or for reasons such as implementation of new testing strategies, changes to control measures that are in place, among other reasons. Growth rates are calculated as the difference between the total cumulative number of cases/deaths today from the previous day, divided by the cumulative number of cases/deaths the previous day.

The DHHS Office of Analytics, in conjunction with the Office of Public Health Investigations and Epidemiology and the Bureau of Health Care Quality and Compliance, both within the Division of Public and Behavioral Health, also maintain a facility-specific COVID-19 dashboard, available here: [Facilities Dashboard](#).

# COVID-19 NEVADA STATISTICAL DATA

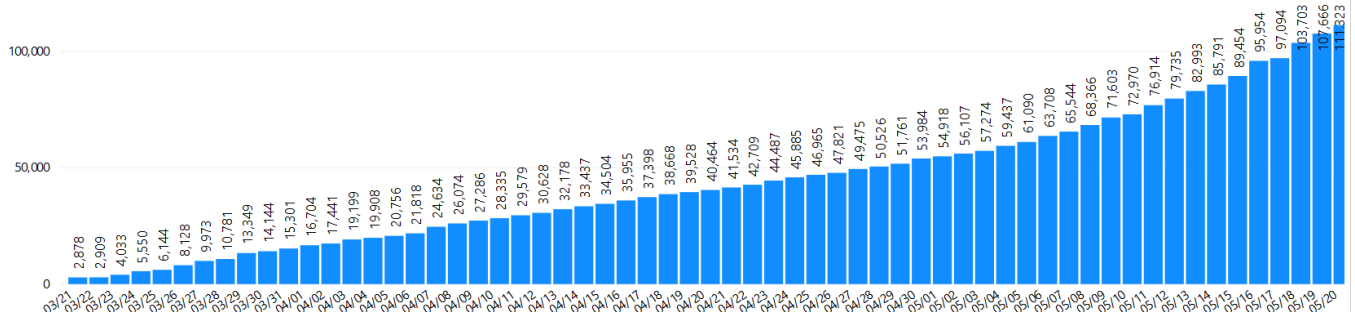
May 21, 2020

\*CLEARED FOR PUBLIC DISTRIBUTION\*

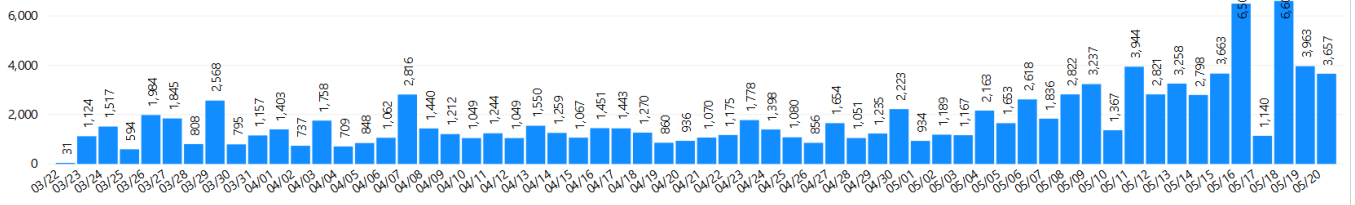
## COVID-19 BY THE NUMBERS - NEVADA

### Cumulative Tests Performed

To see most recent data use the scroll bars under each bar chart to scroll to the right.

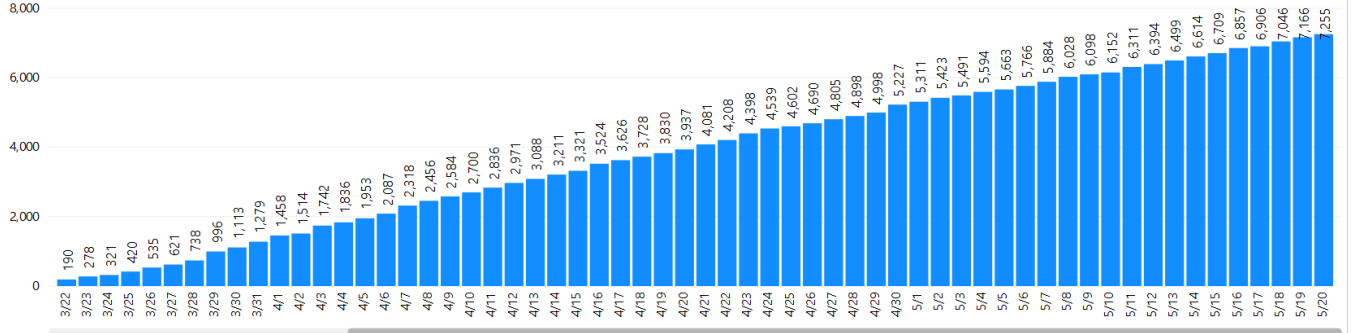


### Daily New Tests

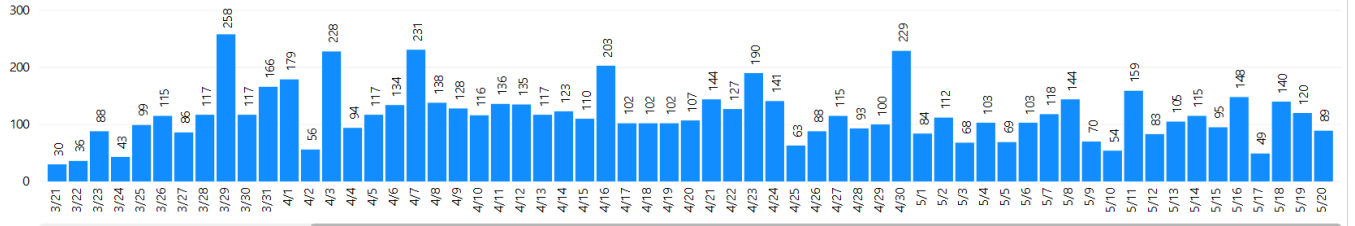


### Cumulative Cases

To see most recent data use the scroll bars under each bar chart to scroll to the right.



### Daily New Cases



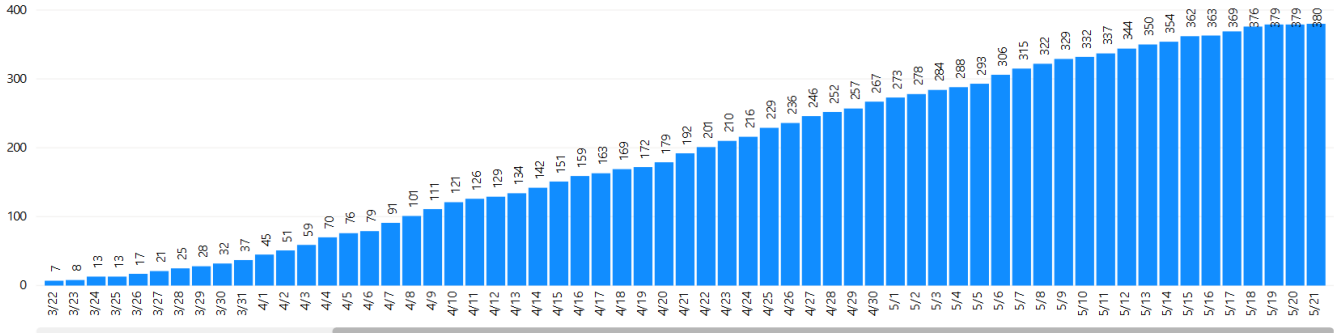
# COVID-19 NEVADA STATISTICAL DATA May 21, 2020

\*CLEARED FOR PUBLIC DISTRIBUTION\*

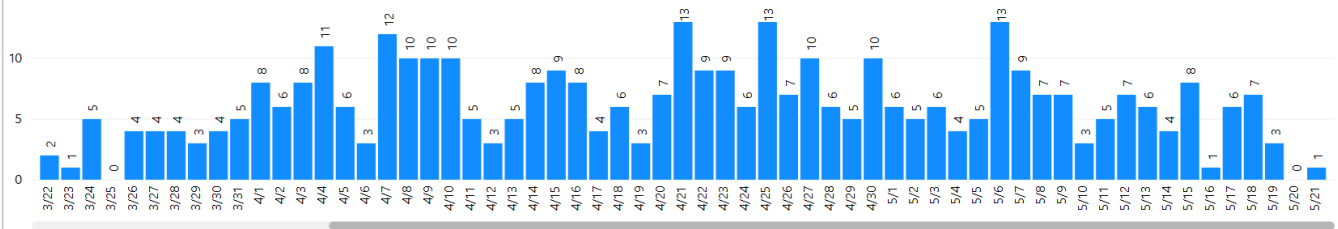
## COVID-19 BY THE NUMBERS - NEVADA

### Cumulative Deaths

To see most recent data use the scroll bars under each bar chart to scroll to the right.

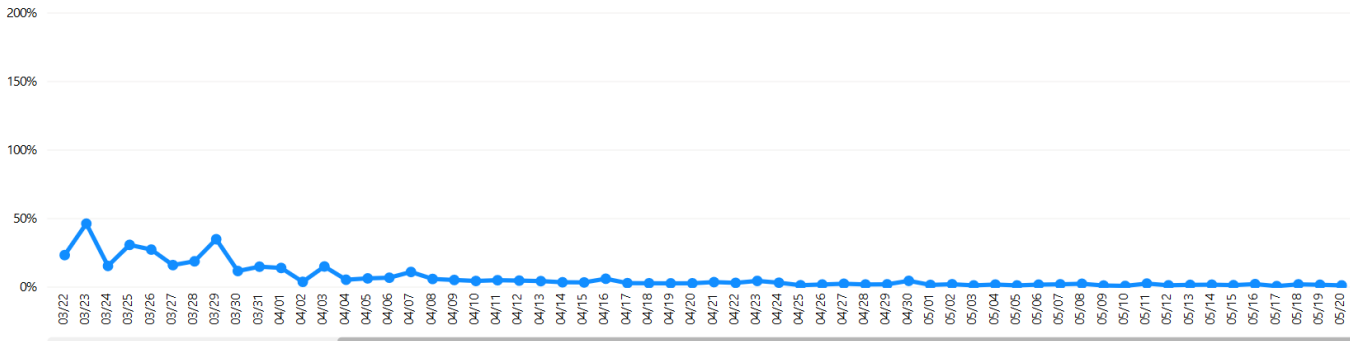


### Daily Deaths

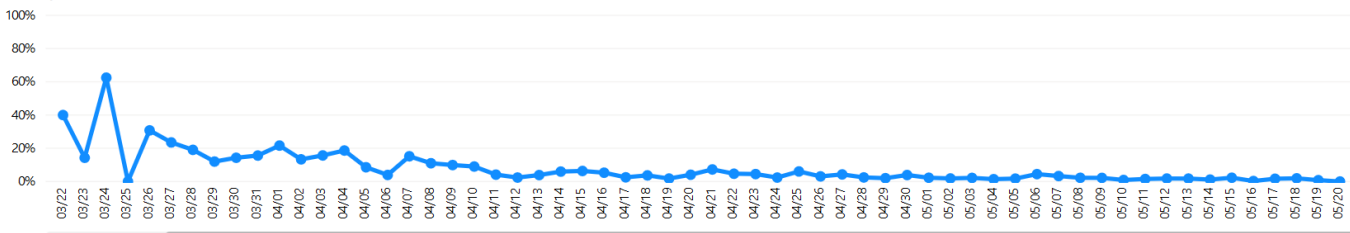


### Daily Growth Rate, New Cases

To see most recent data use the scroll bars under each line chart to scroll to the right.



### Daily Growth Rate, Deaths

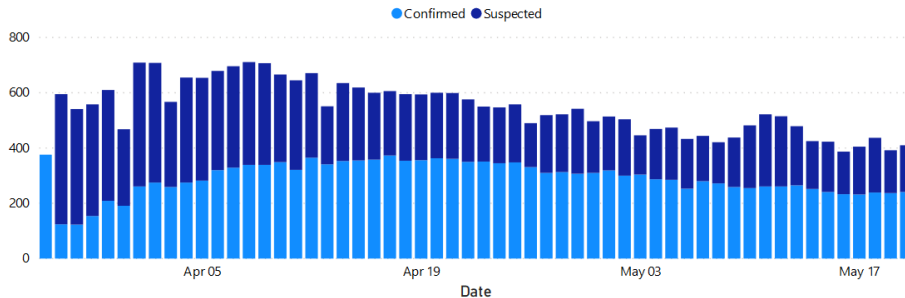


# COVID-19 NEVADA STATISTICAL DATA May 20, 2020

\*CLEARED FOR PUBLIC DISTRIBUTION\*

## COVID-19 BY THE NUMBERS - NEVADA

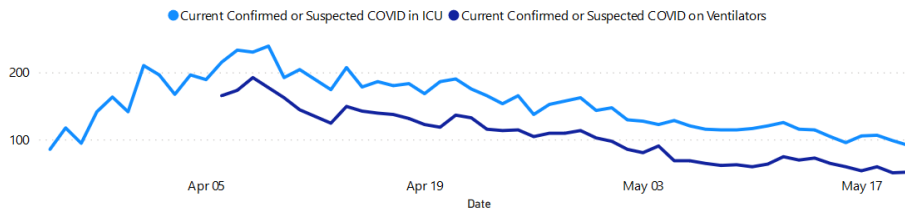
Confirmed and Suspected COVID-19 Hospitalizations by Date



Percent Change in Hospitalizations

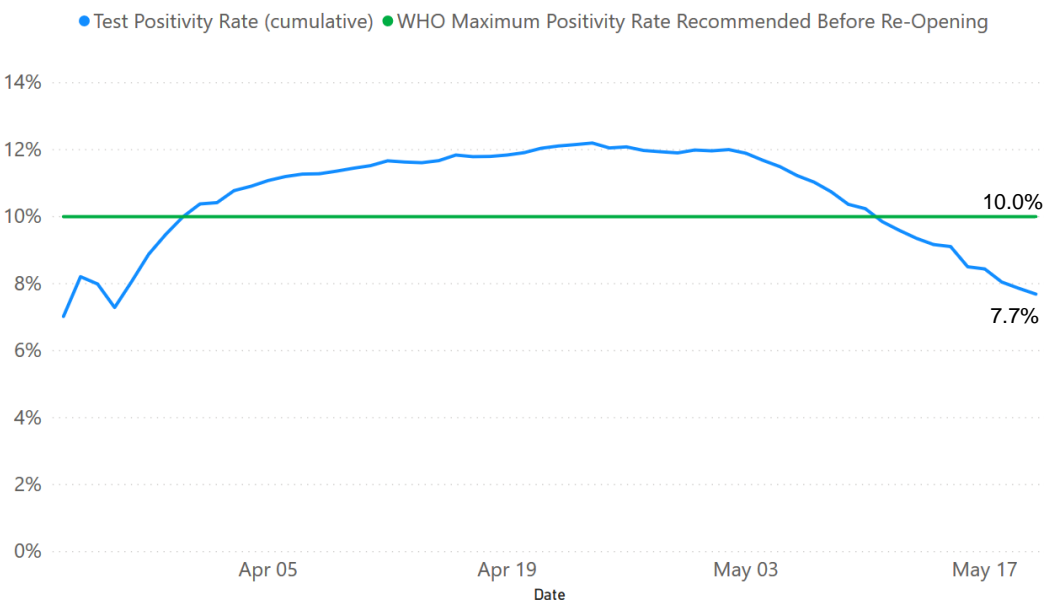
Date	Confirmed	Confirmed + Suspected
5/20/2020	1.69%	4.6%
5/19/2020	-0.84%	-10.3%
5/18/2020	3.02%	7.9%
5/17/2020	-0.43%	4.7%
5/16/2020	-3.32%	-8.5%
5/15/2020	-4.37%	-0.5%
5/14/2020	-4.91%	-11.3%
5/13/2020	1.53%	-7.0%
5/12/2020	0.00%	-1.3%
5/11/2020	2.35%	8.3%
5/10/2020	-1.54%	10.0%
5/9/2020	-4.78%	4.0%
5/8/2020	-2.86%	-5.2%
5/7/2020	10.67%	2.5%
5/6/2020	-11.23%	-8.6%
5/5/2020	-0.70%	1.1%
5/4/2020	-5.59%	5.2%
5/3/2020	1.33%	-11.5%
5/2/2020	-5.96%	-1.9%
5/1/2020	3.00%	3.0%
4/30/2020	1.00%	-8.0%
4/29/2020	-2.00%	4.0%
4/28/2020	1.00%	1.0%
4/27/2020	-6.34%	5.9%
4/26/2020	-4.89%	-12.2%
4/25/2020	0.87%	2.0%
4/24/2020	1.74%	0.5%

Confirmed and Suspected COVID-19 Intensive Care Unit (ICU) and Ventilator Use by Date



Hospitalization data are provided by the Nevada Hospital Association.

Test Positivity Rate (cumulative) and WHO\* Maximum Positivity Rate Recommended Before Re-Opening by Date



Percent Change

Date	Test Positivity Percent Change
05/20	-2.2%
05/19	-2.3%
05/18	-4.6%
05/17	-0.8%
05/16	-6.6%
05/15	-0.7%
05/14	-2.0%
05/13	-2.5%
05/12	-2.6%
05/11	-3.8%
05/10	-1.3%
05/09	-3.5%
05/08	-2.6%
05/07	-1.8%
05/06	-2.3%
05/05	-1.6%
05/04	-1.8%
05/03	-0.9%
05/02	0.3%
05/01	-0.2%
04/30	0.7%
04/29	-0.3%
04/28	-0.3%
04/27	-0.9%
04/26	0.3%
04/25	-1.2%
04/24	0.4%

\*World Health Organization

# WHAT NEVADANS CAN DO TO HELP




**NEVADA  
HEALTH  
RESPONSE**





- ✓ **Know Before you Go.** Check the status of the place you want to visit. If it's closed, don't go. If it's crowded, have a plan B. Most Nevada State Parks are open for day use only.
- ✓ **Plan Ahead.** Prepare for facilities to be closed, pack lunch & bring essentials like hand sanitizer, soap & a mask/face covering.
- ✓ **Stay Close to Home.** This is not the time to travel long distances. Recreate locally for day use only & refrain from overnight stays/camping.
- ✓ **Practice Social Distancing.** Adventure only with your immediate household in groups of 10 or less people. Spread out, maintain at least 6 feet of space.
- ✓ **Play It Safe.** Slow down & choose safer activities to reduce your risk of injury to avoid over-straining search & rescue/first responders & healthcare resources.
- ✓ **Leave No Trace.** Respect public lands and communities & take your garbage with you.
- ✓ **Prevent Wildfires.** Keep a fire extinguisher or 5+ gallons of water for unintended fire starts.

**INSIGNIA DE HONOR**  
¿Porque usas una cubierta facial?



Photo Courtesy: Marjie North

"Para proteger a nuestros clientes y comunidad!" - Marjie North





**MORTGAGE  
FRAUD  
SCAMS**

- ✗ Be wary of unsolicited offers of lower interest rates, foreclosure relief, delayed payment terms, or offers that require up-front payments.
- ✗ No legitimate mortgage relief programs will require up-front payments.





# NEVADA HERO OF THE DAY

RECOGNIZING THE HEROES AMONG US, WHO ARE WORKING TIRELESSLY TO HELP THEIR FELLOW NEVADANS.

## NEVADA HERO OF THE DAY Jeff Klein

Jeff Klein, CEO of Nevada Senior Services, helped launch Delivering with Dignity, which helps send meals from restaurants to elderly citizens and those in need.



Thank you, Jeff, for helping feed Nevada's elderly population.



## COVID-19 BY THE NUMBERS – USA

Confirmed cases  
**1,551,680**  
(Yesterday: +23,285)

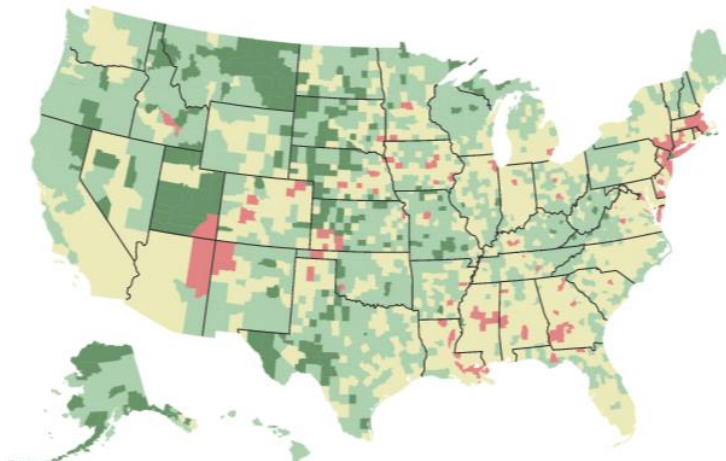
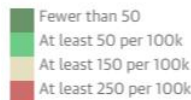
Deaths  
**93,434**  
(Yesterday: +1,518)

Deaths per capita

Cases per capita

There are currently 1,551,680 cases confirmed in the US. With an estimated population of 322m, that equals to about 481 cases per 100,000 Americans.<sup>2</sup>

Number of confirmed cases per 100,000 Americans



# COVID-19 BY THE NUMBERS - WORLDWIDE

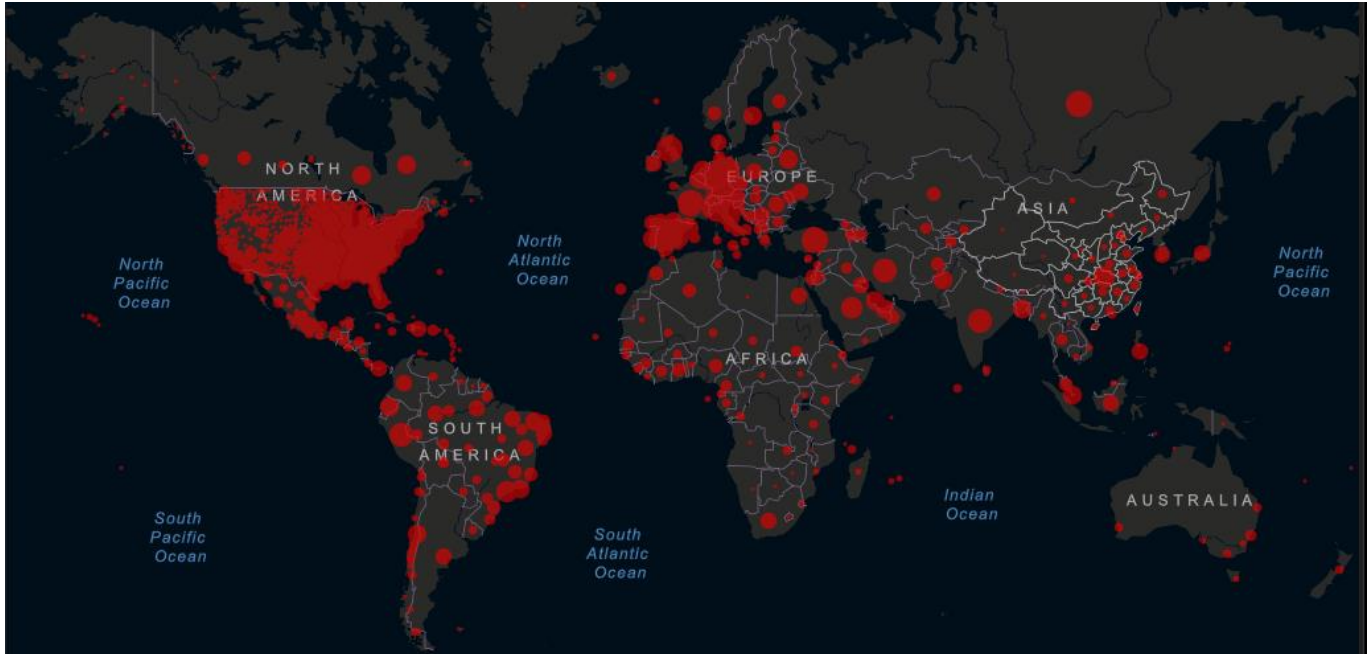
## TOTAL CONFIRMED

**5,034,458**

## TOTAL DEATHS

**329,186**

\*Johns Hopkins COVID-19 Resource Center



## U.S. STATE DEPARTMENT

### LEVEL 4 – DO NOT TRAVEL

The Department of State advises U.S. citizens to avoid all international travel due to the global impact of COVID-19. In countries where commercial departure options remain available, U.S. citizens who live in the United States should arrange for immediate return to the United States, unless they are prepared to remain abroad for an indefinite period.

At present the Department of State is making every effort to assist U.S. citizens overseas who wish to return to the United States. As the Covid-19 situation develops, our ability to provide such assistance working with commercial airlines or arranging for evacuation flights may become more limited or even unavailable. In recent weeks, commercial airlines have significantly reduced flight schedules and countries have closed airports and borders with little advance notice. If you wish to return to the United States, you should make arrangements to do so now and contact the nearest U.S. Embassy or Consulate for assistance as needed. There is no guarantee that the Department of State will be able to continue to provide repatriation assistance and transportation options to the United States may be unavailable in the future. If you choose to remain overseas, you should be prepared to remain where you are for the foreseeable future. U.S. citizens who live abroad should avoid all international travel.

## CENTERS FOR DISEASE CONTROL

### LEVEL 3 – AVOID NONESSENTIAL TRAVEL

- Widespread ongoing transmission of a [respiratory illness caused by the novel coronavirus \(COVID-19\)](#) is occurring globally.
- **CDC recommends that travelers avoid all nonessential international travel.**
- Older adults and people of any age with serious chronic medical conditions are at increased risk for severe disease.
- There may be limited access to adequate medical care in affected areas.
- US residents may have difficulty returning to the United States.
- Travelers should avoid contact with sick people and wash their hands often with soap and water for at least 20 seconds. If soap and water are not readily available, use an alcohol-based hand sanitizer that contains at least 60% alcohol.
- All international travelers should stay home for 14 days after returning from travel, monitor their health, and practice social distancing.